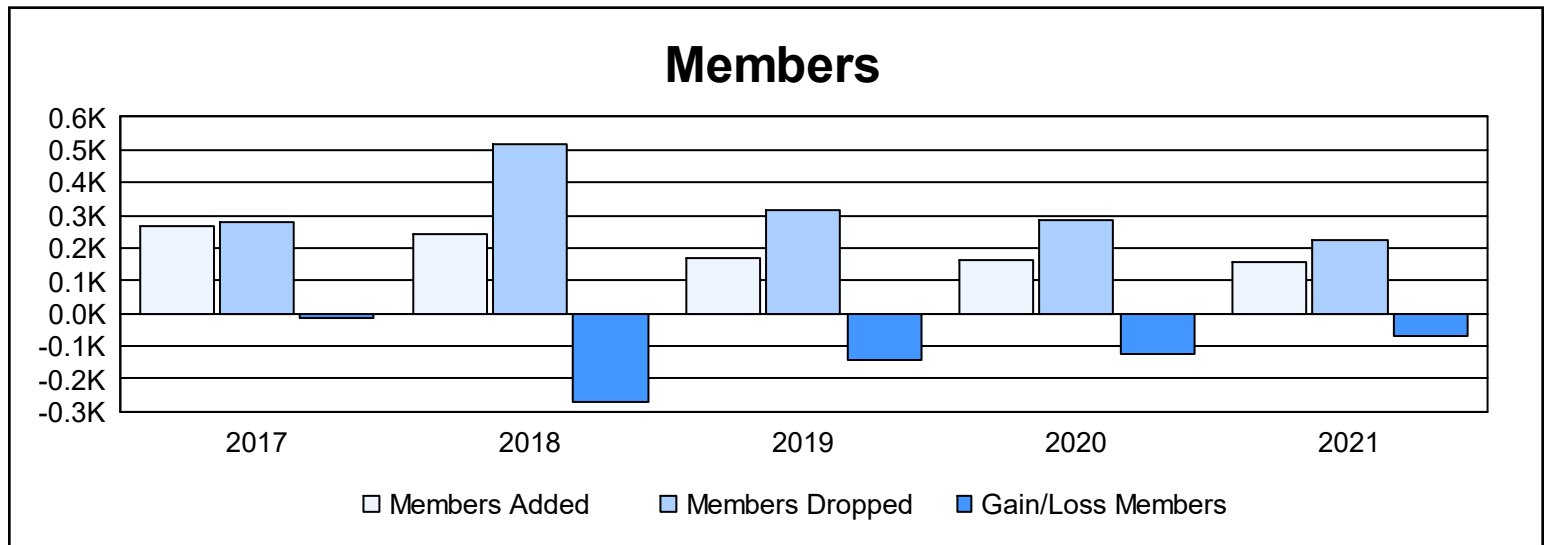
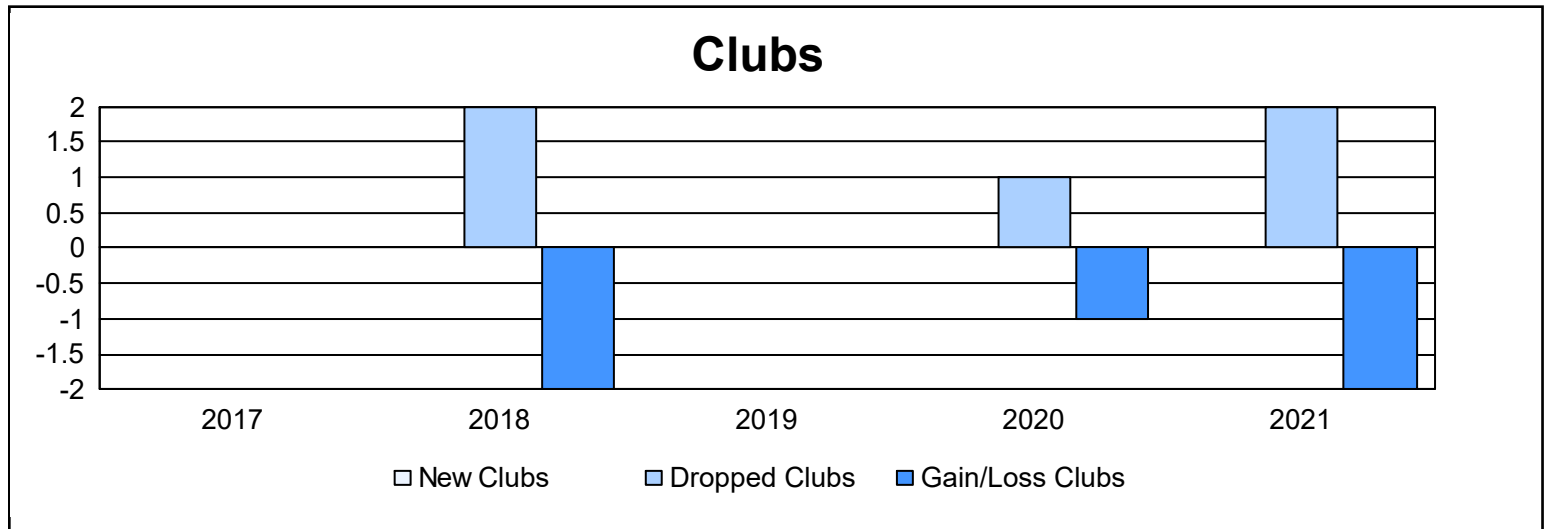
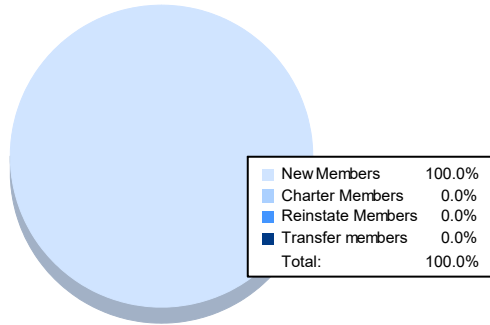


| Year | New Clubs | Dropped Clubs | Gain/ Loss Clubs | New Members | Charter Members | Reinstate Members | Transfer Members | Total Member Added | Total Members Dropped | Gain/ Loss Members |
|----------------|-----------|---------------|------------------|-------------|-----------------|-------------------|------------------|--------------------|-----------------------|--------------------|
| 2016-2017 | 0 | 0 | 0 | 250 | 0 | 17 | 1 | 268 | 279 | -11 |
| 2017-2018 | 0 | 2 | -2 | 238 | 0 | 2 | 3 | 243 | 516 | -273 |
| 2018-2019 | 0 | 0 | 0 | 166 | 0 | 2 | 3 | 171 | 315 | -144 |
| 2019-2020 | 0 | 1 | -1 | 154 | 0 | 4 | 3 | 161 | 285 | -124 |
| 2020-2021 | 0 | 2 | -2 | 155 | 0 | 0 | 0 | 155 | 223 | -68 |
| Average | 0 | 1 | -1 | 193 | 0 | 5 | 2 | 200 | 324 | -124 |



Membership Composition June 2021 Cumulative



Gender Composition June 2021 Cumulative

